


Card

Fold

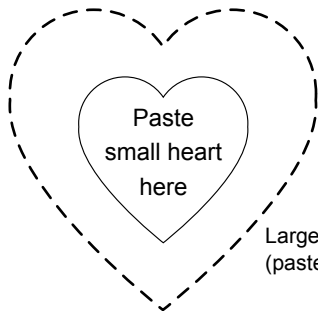
*I Love
You!*



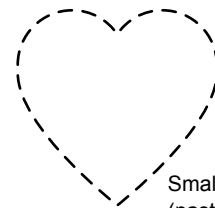
Back of Card

Fold

Front of Card



Large Heart
(paste on card first)



Small heart
(paste on top of large heart)

Instructions Cut out card along the dotted line and fold in half. Cut out the 2 heart patterns at the bottom of the page, and use them to trace a heart on red, pink or purple construction paper. Glue the largest heart to the front of your card. Then, glue the smaller heart on top.

Special Tip: Don't forget to write a Valentine's Day Message inside your card!

