


Card

Fold

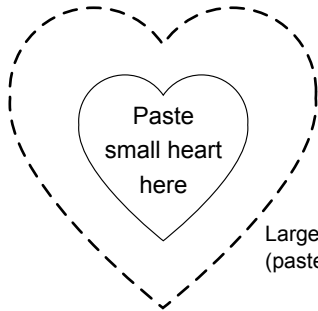
*Please,  
Be Mine!*



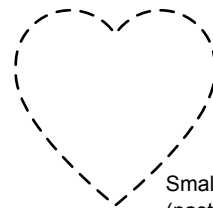
Back of Card

Fold

Front of Card



Large Heart  
(paste on card first)



Small heart  
(paste on top of large heart)

**Instructions** Cut out card along the dotted line and fold in half. Cut out the 2 heart patterns at the bottom of the page, and use them to trace a heart on red, pink or purple construction paper. Glue the largest heart to the front of your card. Then, glue the smaller heart on top.

Special Tip: Don't forget to write a Valentine's Day Message inside your card!

